
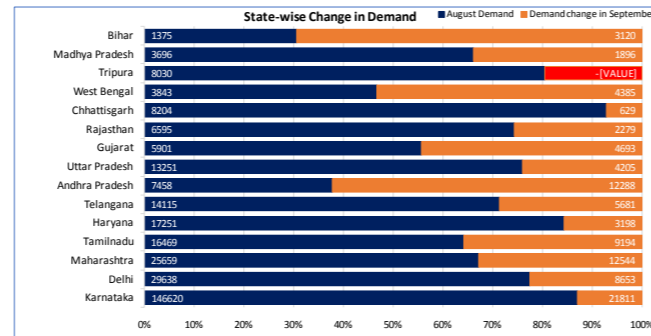


INDUSTRY PARTNERSHIPS AND CSR



MARKET ANALYTICS

Data and Objective of analysis: Analysis is based on cumulative monthly demand data through ASEEM portal for August and September 2020. Objective of the analysis is to analyze the change in labour demand by State, Sector, Jobrole and district. The chart shown here is part of "ASEEM Demand analysis-September" and illustrates state wise total labour demand in August and change (increase or decrease in demand) in September month.



States are arranged in decreasing order of total demand from bottom to top

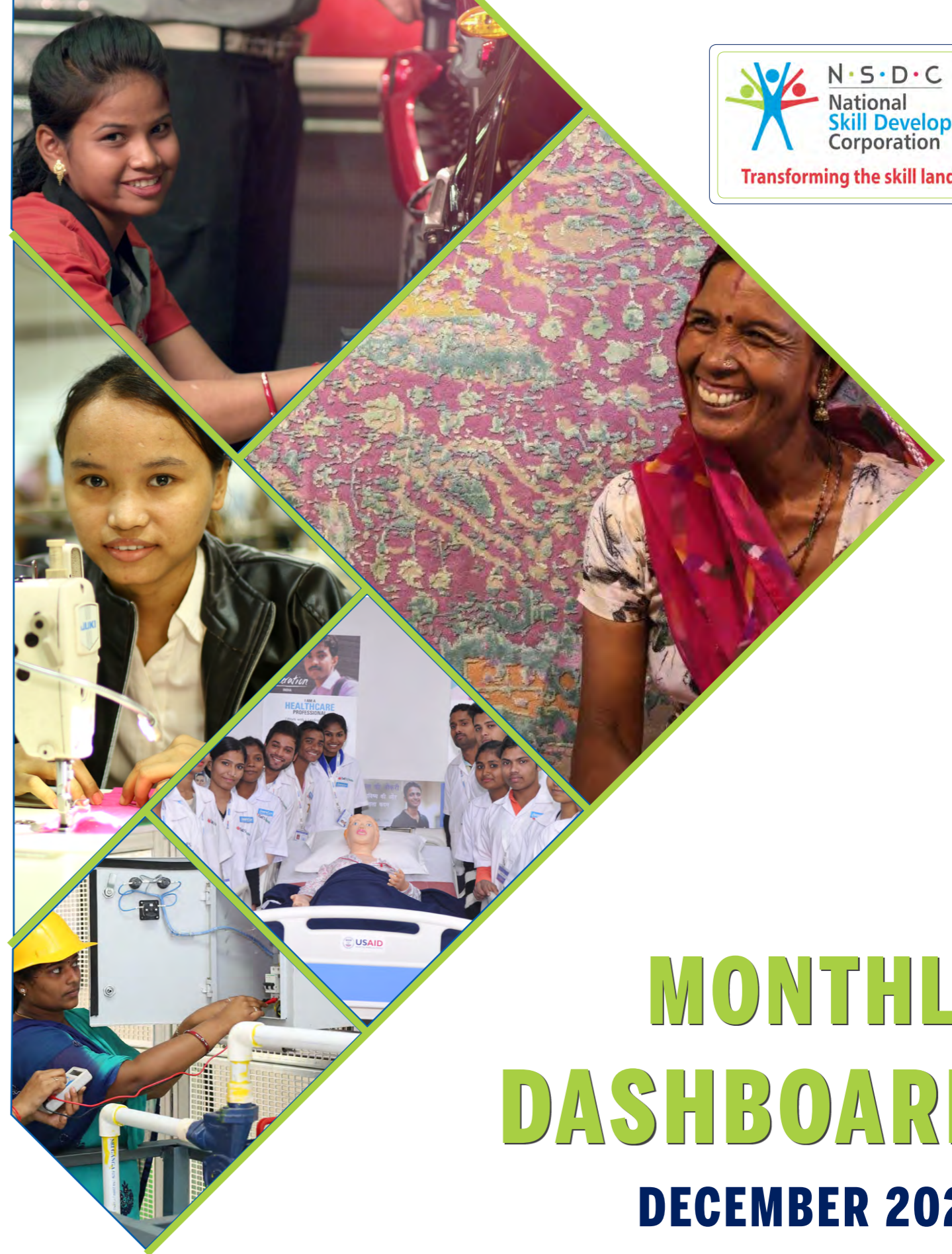
Key findings :

- ✓ Karnataka, Maharashtra, Tamil Nadu, Delhi saw large addition to demand over September, while Haryana saw less.
- ✓ Andhra Pradesh, Telangana, Gujarat, West Bengal, Uttar Pradesh also added significant demand over September.
- ✓ Five states - Manipur, Arunachal Pradesh, Sikkim, Assam and Tripura, observed lower cumulative demand in September compared to August.

- ✓ Bihar saw a significant increase in demand and moved to 15th rank in September from 20th rank in August. Bihar also was not among the top 15 states in August, but made its way in September by replacing Sikkim (which moved to 28th position in September)
- ✓ 6 States (Tamil Nadu, Andhra Pradesh, Gujarat, Rajasthan, West Bengal and Bihar) moved up in ranking, 4 states dropped in ranking (Haryana, Uttar Pradesh, Chhattisgarh and Tripura), and 5 states retained their rank.

KEY HIGHLIGHTS

- 1 Blended Learning pilot batches have been initiated by Retail, Construction, Electronics and Healthcare SSCs, impacting a total of 101 students.
- 2 NSDC is collaborating with Generation India Foundation (GIF) on a project to demonstrate improved employment and retention outcomes for 30,000 trainees in PMKKs across 70 districts using an innovative methodology with cofunding from private philanthropy.
- 3 NSDC and Microsoft join hands for the India Imagine Cup 2021. Imagine Cup is the world's largest student technology competition driven in 190+ countries across the world.
- 4 NSDC has partnered with edTech major Byju's to support skilling of teachers and trainers through eSkill India portal by providing them free access to Byju's educational content and tools.
- 5 NSDC has joined hands with Skill Lync through eSkill India portal which specializes in providing technical online courses with special focus on Automotive/ Capital Goods/ IT-ITeS courses.
- 6 NSDC has partnered with Green Jobs SSC, providing the SSC a platform to create a wider reach for their courses on eSkill India portal. It will also help widen the domain specific course catalogue offered by eSkill India.
- 7 NSDC and SahiPay jointly conducted a webinar on "Digital Financial inclusion and opportunity for creation of Nano-Entrepreneurs through SahiPay as a Solution".



MONTHLY DASHBOARD

DECEMBER 2020

2.8 CRORE TRAINED* OVER LAST 10 YEARS

TRAININGS UNDER NSDC PARTNERSHIPS



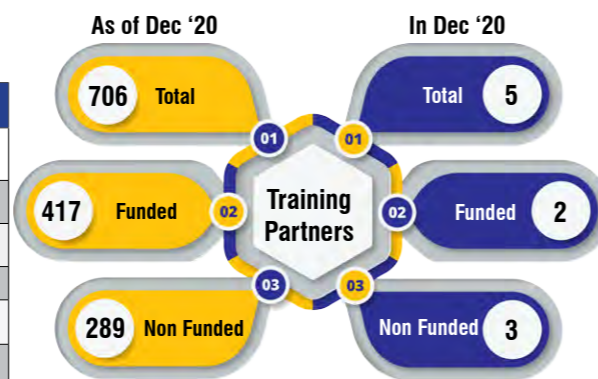
Trained
154.63 Lakh

Placed
56.83 Lakh

As of Dec '20

Key Proposals approved in December '20

| Training Partner | Location | Approved Funding (In ₹Cr.) |
|---|----------------|----------------------------|
| Society for Human Advancement and Progressive Education | Madhya Pradesh | Non Funding |
| Infotech Education Society | Madhya Pradesh | 1.84 |
| Assam Professional Academy Society | Assam | Non Funding |
| Singapore Synchroskills Private Limited | Andhra Pradesh | 1.95 |
| Vayam Info Solutions Pvt. Ltd. | Jharkhand | Non Funding |



LOAN STATUS (NON SCHEME, PMKK & TP FIRST#)

| | As of Dec '20 | | | | In Dec '20 | | | |
|-------------|---------------|------------|-----------|--------------|------------|------------|-----------|------------|
| | Non Scheme | PMKK | TP First | Total | Non Scheme | PMKK | TP First | Total |
| Sanctioned | ₹1,769.24 Cr | ₹244.60 Cr | ₹40.20 Cr | ₹2,054.04 Cr | ₹3.79 Cr | ₹0.00 Cr | ₹0.00 Cr | ₹3.79 Cr |
| Disbursed | ₹1,223.23 Cr | ₹243.19 Cr | ₹40.20 Cr | ₹1,506.62 Cr | ₹0.70 Cr | ₹0.00 Cr | ₹0.00 Cr | ₹0.70 Cr |
| Outstanding | ₹735.48 Cr | ₹152.51 Cr | ₹38.00 Cr | ₹925.99 Cr | ₹735.48 Cr | ₹152.51 Cr | ₹38.00 Cr | ₹925.99 Cr |

#TP First is a short-term line of credit extended to funded training partners to help them tide over liquidity requirements arising during the lockdown amidst Covid-19 pandemic

PRADHAN MANTRI KAUSHAL VIKAS YOJANA (PMKVY 2.0)

Number of people skilled*

| Parameter | As of Dec '20 | | |
|------------------|---------------------------|-------------------------------------|------------------|
| | Short-Term Training (STT) | Recognition of Prior Learning (RPL) | Special Projects |
| Target Allocated | 44,67,397 | 67,91,970 | 3,48,082 |
| Total Trained | 36,25,999 | 60,44,032 | 1,86,745 |
| Total Certified | 29,20,897 | 45,06,008 | 1,25,697 |
| Reported Placed | 16,43,796 | NA | 67,994 |

PRADHAN MANTRI KAUSHAL KENDRA (PMKK)

Number of people skilled at PMKKs as of Dec '20

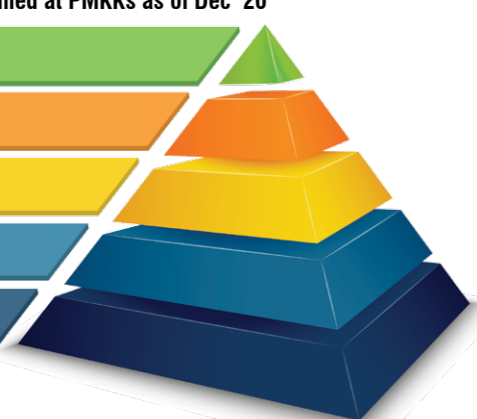
Placed 6,02,460

Certified 9,98,514

Assesed 11,65,731

Trained 13,54,382

Enrolled 16,04,831



PRADHAN MANTRI KAUSHAL VIKAS YOJANA (PMKVY 2.0) - DISBURSEMENT

As of Dec '20



*Includes persons oriented under PMKVY 2.0 - RPL

Note - Due to the nationwide lockdown, training operations at physical centres were put on hold. Previous dashboards reported training data as of March 31st 2020 which has now been updated with the data reported under Skill India Portal (SIP) as of December 31st 2020. However, the data reported under SIP during April to December 2020 is being processed and updated to adjust for migration from Skill Development Management System (SDMS) to SIP. The data is also being updated to adjust for batch end dates falling during the lockdown period. Therefore, the numbers (Trained, Certified and Placed) reported under PMKVY 2.0 on this page are subject to changes which would reflect in future Dashboards.

AATMANIRBHAR SKILLED EMPLOYEE EMPLOYER MAPPING (ASEEM)

| | As of Dec '20 |
|--|---|
| Total number of jobs available | 6,45,568 |
| Top 5 Sectors w.r.t number of jobs available | Logistics, Retail, Apparel, Healthcare and Electronics and Hardware |
| Top 5 Job Roles w.r.t number of jobs available | Courier Delivery Executive, Retail Sales Associates, Emergency Medical Technician, Self Employed Tailor, Accounts Executive |
| Top 5 States w.r.t number of jobs available | Karnataka, Tamil Nadu, Maharashtra, Delhi and Telangana |

TRAINING OF TRAINERS AND ASSESSORS

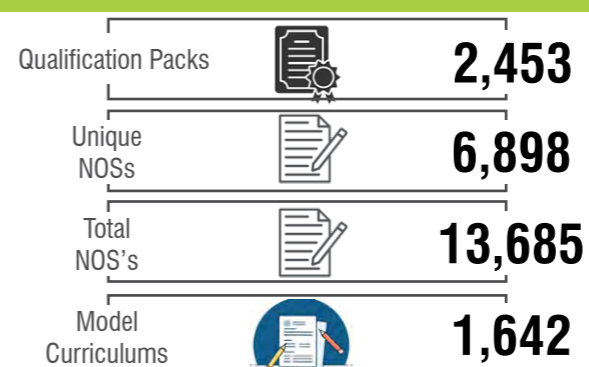
| | As of Dec '20 | In Dec '20 |
|-------------------------|---------------|------------|
| Trainers Certification | 51,892 | 821 |
| Assessors Certification | 33,345 | 1,719 |

EDUCATION INITIATIVES

| | As of Dec '20 |
|--|--|
| Total schools covered | 10,770 across 31 States & UTs under Vocationalization of School Education, MoE (out of 11,434 schools approved by MoE) |
| Total assessments | 16,35,000 + |
| Courses offered | 125 Qualification Packs (NSQF level 2 to 4) |
| NSDC-approved Training Partners involved | 58 |

Apprenticeship-embedded degree courses were piloted in 20 colleges across 3 sectors - Retail, Logistics and Media, enrolling 686 students.

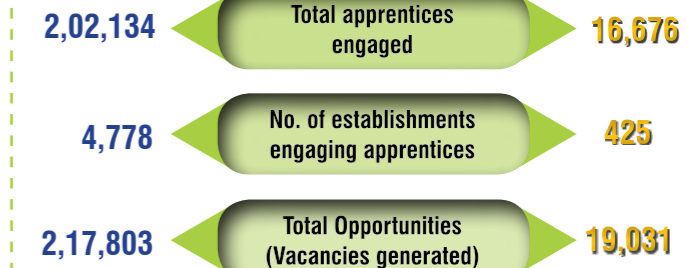
STANDARDS



APPRENTICESHIP

As of Dec '20

In Dec '20



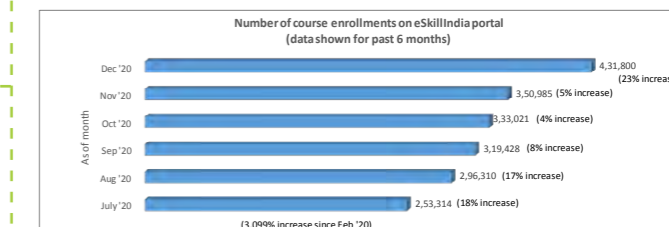
LEARNING RESOURCES AND TECHNOLOGY

eSkill India

820+ courses catalogued across 38 knowledge partners

3.2 lakh+ registered users

4.3 lakh+ course enrollments



Total 942 Participant Handbooks covering 576 unique QPs

Total 178 Facilitator Guides

INTERNATIONAL PROGRAMMES

INDIA JAPAN, TECHNICAL INTERN TRAINING PROGRAMME (TITP)



Top 5 placement job categories: 1. Automobile repair and maintenance, 2. Care-worker, 3. Electronic equipment assembling, 4. Scaffolding, 5. Factory sheet metal work / Welding.

SKILLED WORKERS ARRIVAL DATABASE FOR EMPLOYMENT SUPPORT (SWADES)

| | As of Dec '20 |
|---|---|
| Total Registrations for SWADES Skill Card | 30,401 |
| Top Countries | UAE, Oman, Qatar, Saudi Arabia, Kuwait |
| Top Sectors | Construction, Oil & Gas, Tourism & Hospitality, Automotive, Management, Entrepreneurship & Professional |
| Top Receiving Indian States | Kerala, Tamil Nadu, Maharashtra, Uttar Pradesh, Karnataka |

India International Skill Centre (IISC) Network

| | As of Dec '20 |
|--|---|
| Total Members | 95 |
| Total IISCs | 539 |
| Coverage: | No. of Districts - 247 No. of Job Roles - 304 No. of Sectors - 33 |
| Top 50 International Migrating Districts | 68% coverage |