
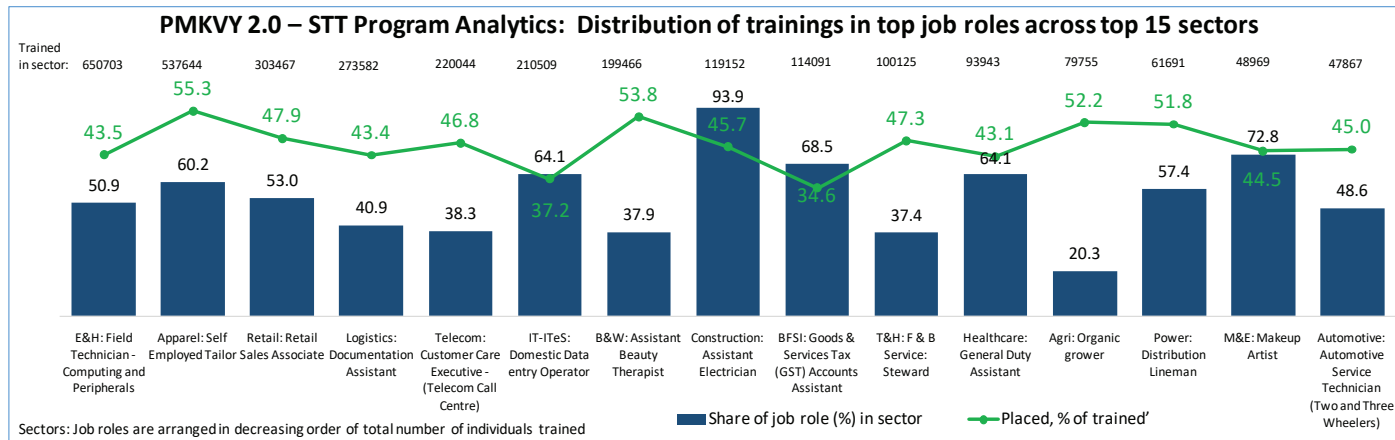


## INDUSTRY PARTNERSHIPS AND CSR



## MARKET ANALYTICS



- ✓ The chart shown above illustrates the distribution of trainings across top job roles of the top 15 sectors (w.r.t total training) under PMKVY 2.0 – STT (data as on 3rd Feb 2020).
- ✓ These 15 job roles accounts for 48.2% of total training in PMKVY 2.0 – STT.
- ✓ Among the top 15 sectors, in 9 sectors (E&H, Apparel, Retail, IT-ITeS, Construction, BFSI, Healthcare, Power and M&E) a single job role has more than 50% of training in the sector.
- ✓ In 8 job roles, placement rate (placed/trained) is higher than the corresponding all-India rate (45.6%).

## KEY HIGHLIGHTS

- 1 NSDC has been selected by the Ministry of Digital Economy and Entrepreneurship, Jordan for a 10-month advisory assignment on supporting institutionalization of their National Skill Council on ICT and deploying other technical solutions.
- 2 NSDC has partnered with SahiPay - a digital payment platform developed by Manipal Business Solution (MBS), for digital skilling enablement through eSkill India portal to facilitate livelihood creation and promotion of nano entrepreneurship for financial inclusion. This partnership focuses on creation of nano entrepreneurs who will be equipped to offer Payment services, Banking Services and other Value Added Services.
- 3 NSDC has partnered with Khan Academy to offer free courses on mathematics foundation and numeral literacy skills for Indian youth. As part of the collaboration, Khan Academy has curated 2,100 minutes of online courses in English and conversational Hindi language, which will be available to learners through NSDC's eSkill India portal.
- 4 NSDC and Knack.it Corporation are collaborating to bring KnackApp's AI-powered gamified mobile app to Indian youth to unlock their untapped career potential and develop their skills for the future of work.
- 5 NSDC and Microsoft are working together to skill 1,00,000 underserved women in India over the next 10 months through NSDC's eSkill India portal.
- 6 NSDC has partnered with FICCI Ladies Organisation (FLO) to empower women through skill training in order to enhance their employability and promote entrepreneurship.



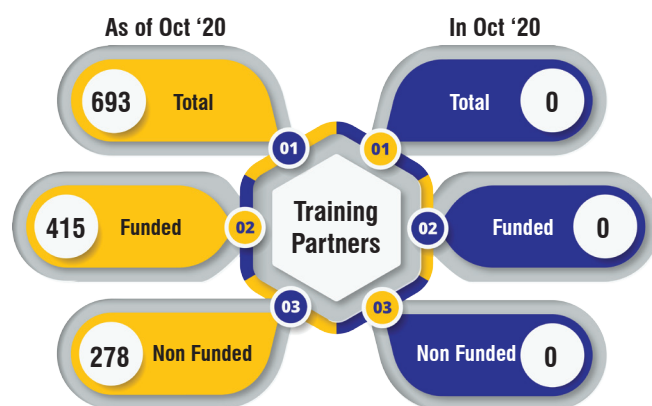

# MONTHLY DASHBOARD

## OCTOBER 2020



## 2.6 CRORE TRAINED\* OVER LAST 10 YEARS

### TRAININGS UNDER NSDC PARTNERSHIPS



### LOAN STATUS (NON SCHEME, PMKK & TP FIRST#)

	As of Oct '20				In Oct '20			
	Non Scheme	PMKK	TP First	Total	Non Scheme	PMKK	TP First	Total
Sanctioned	₹1,796.12 Cr	₹244.60 Cr	₹40.20 Cr	₹2,080.92 Cr	₹10.2 Cr	₹0.00 Cr	₹0.00 Cr	₹10.20 Cr
Disbursed	₹1,222.53 Cr	₹243.19 Cr	₹40.20 Cr	₹1,505.92 Cr	₹0.00 Cr	₹0.00 Cr	₹0.00 Cr	₹0.00 Cr
Outstanding	₹741.42 Cr	₹154.26 Cr	₹39.90 Cr	₹935.58 Cr	₹741.42 Cr	₹154.26 Cr	₹39.90 Cr	₹935.58 Cr

#TP First is a short-term line of credit extended to funded training partners to help them tide over liquidity requirements arising during the ongoing lockdown amidst Covid-19 pandemic

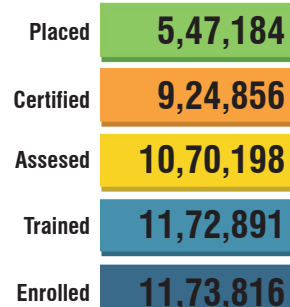
### PRADHAN MANTRI KAUSHAL VIKAS YOJANA (PMKVY 2.0)

#### Number of people skilled\*


Parameter	Short-Term Training (STT)	Recognition of Prior Learning (RPL)	Special Projects
	As of Oct '20	As of Oct '20	As of Oct '20
Target Allocated	44,67,397	84,01,327	3,48,082
Total Trained	34,60,514	52,04,544	1,71,193
Total Certified	28,21,037	29,32,346	1,19,587
Reported Placed	15,70,449	NA	57,194

### PRADHAN MANTRI KAUSHAL KENDRA (PMKK)

#### Number of people skilled at PMKKs as of OCT '20



### PRADHAN MANTRI KAUSHAL VIKAS YOJANA (PMKVY 2.0) - DISBURSEMENT



\*Includes persons oriented under PMKVY 2.0 - RPL

Note - Due to the nationwide lockdown, training operations at physical centres were put on hold. Therefore, numbers pertaining to the same were not reported for April to October. The total numbers reported under PMKVY 2.0 and PMKK (except for number of PMKK centres and geographical coverage) on this page reflect the same level as reported in March 2020. Additionally, the data reported under Skill India Portal (SIP) during April to October 2020 are being processed. Dashboards for subsequent months shall capture the newly trained numbers.

### AATMANIRBHAR SKILLED EMPLOYEE EMPLOYER MAPPING (ASEEM)

	As of Oct '20
Total Demand	4,81,818
Top 5 Sectors w.r.t Demand	Logistics, Healthcare, Retail, Electronics & Hardware and IT-ITeS
Top 5 Job Roles w.r.t Demand	Courier Delivery Executive, Emergency Medical Technician - Basic, Retail Sales Associates, Accounts Executive, Mobile Phone Hardware Repair Technician
Top 5 States w.r.t Demand	Karnataka, Maharashtra, Tamil Nadu, Delhi and Telangana

A total of 7,32,331 jobs were offered through ASEEM

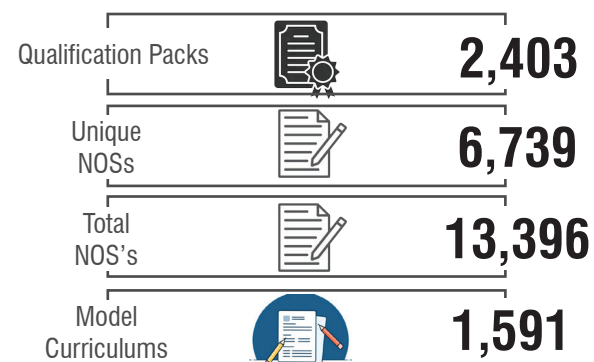
### TRAINING OF TRAINERS AND ASSESSORS

	As of Oct '20	In Oct '20
Trainers Certification	49,724	624
Assessors Certification	29,989	1,197

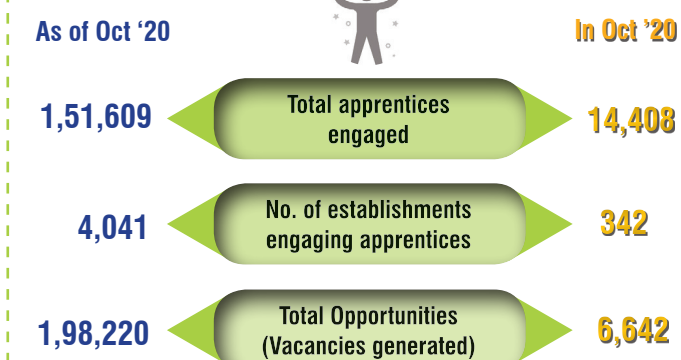
### EDUCATION INITIATIVES

	As of Oct '20
Total schools covered	10,770 across 31 States & UTs under Vocationalization of School Education, MoE (out of 11,434 schools approved by MoE)
Total assessments	16,35,000 +
Courses offered	73 Qualification Packs (NSQF level 2 to 4)
NSDC-approved Training Partners involved	58

### STANDARDS



### APPRENTICESHIP



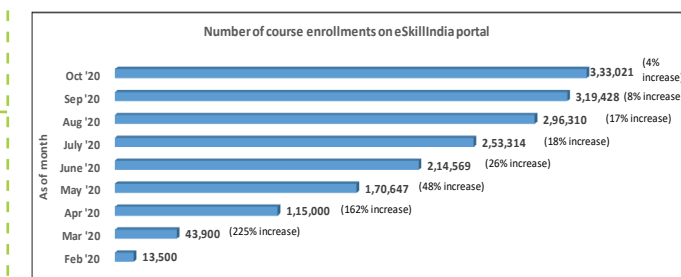
### LEARNING RESOURCES AND TECHNOLOGY

#### eSkill India

720+ courses catalogued across 32 knowledge partners

2.4 lakh+ registered users

3.3 lakh+ course enrollments



Total 928 Participant Handbooks covering 565 unique QPs

Total 175 Facilitator Guides

### INTERNATIONAL PROGRAMMES

#### INDIA JAPAN, TECHNICAL INTERN TRAINING PROGRAMME (TITP)



Top 5 placement job categories: 1. Automobile repair and maintenance, 2. Care-worker, 3. Electronic equipment assembling, 4. Machine Maintenance, 5. Factory sheet metal work / Welding.

#### SKILLED WORKERS ARRIVAL DATABASE FOR EMPLOYMENT SUPPORT (SWADES)

	As of Oct '20
Total Registrations for SWADES Skill Card	30,013
Top Countries	UAE, Oman, Qatar, Saudi Arabia, Kuwait
Top Sectors	Construction, Oil & Gas, Tourism & Hospitality, Automotive, Management, Entrepreneurship & Professional
Top Receiving Indian States	Kerala, Tamil Nadu, Maharashtra, Uttar Pradesh, Karnataka

#### India International Skill Centre (IISC) Network

	As of Oct '20
Total Members	95
Total IISCs	524
Coverage:	
No. of Districts	247
No. of Job Roles	304
No. of Sectors	33
Top 50 International Migrating Districts	68% coverage