


INDUSTRY PARTNERSHIPS AND CSR



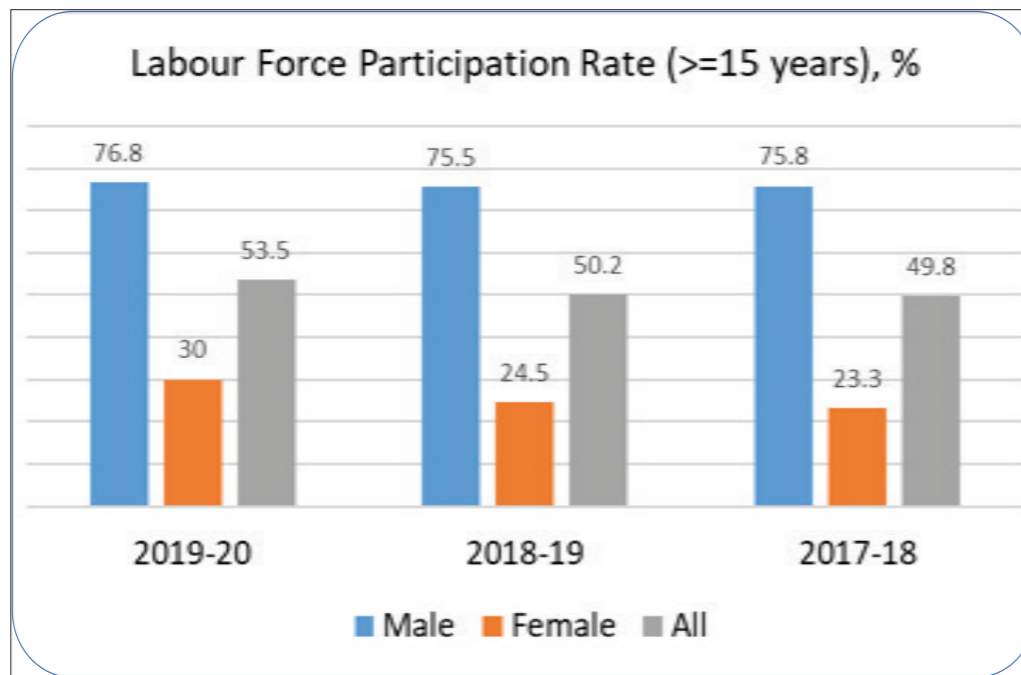
MARKET ANALYTICS

Introduction:

The data is from third Annual Report published by the National Statistical Office (NSO) based on the periodic labour force survey (PLFS) conducted during July 2019- June 2020. This chart is part of the PLFS report which was analyzed and prepared by Market Analytics team.

Insights from the report:

- labour force participation rate (LFPR) among population aged 15 years and above is 53.5% in 2019-20, 3.7% point up from 49.8% in 2017-18.
- Male LFPR is 76.8%, 46.8% point higher than female LFPR.
- Female LFPR among population aged 15 years & above is 30%, 5.5% point up from 24.5% in 2018-19 and 6.7% point up from 23.3% in 2017-18.
- Female LFPR is driven more by rural female (up from 24.6% in 2017-18 to 33% in 2019-20) than by urban (up from 20.4% to 23.3%).



KEY HIGHLIGHTS

- 1 NSDC's online platform eSkill India has crossed 1.5 mn course enrollments.
- 2 NSDC organized a workshop with State Engagement Officers(SEOs) to enable them to take benefits of digital skilling opportunities provided by eSkill India to their respective states.
- 3 NSDC is supporting the PMKVY team in executing the Virtual Instructor led training (VILT) Pilot with 15 batches by conducting virtual batch visits, creating advisory, best practices, feedback points and mid-course corrections.
- 4 NSDC won a UNESCO-UNEVOC contract to develop an adapted version of the 'Practical Guide for Entrepreneurial Learning for TVET institutions' for disadvantaged youth.
- 5 NSDC signed a MoU with Samsung India to skill 2500 beneficiaries across the country. The agreement worth INR 16.5 Cr. will provide the opportunity to candidates for On the Job Training (OJT) at Samsung dealerships & economical support (stipend) throughout the OJT.

JULY 2021

MONTHLY DASHBOARD



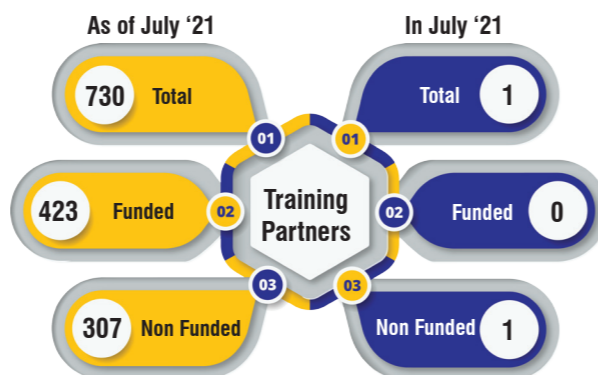
MONTHLY DASHBOARD JULY 2021

MORE THAN 3 CRORE TRAINED* OVER LAST 10 YEARS

TRAININGS UNDER NSDC PARTNERSHIPS



Key Proposals approved in July '21		
Training Partner	Location	Approved Funding (In ₹Cr.)
Gram Tarang Employability Training Services Private Limited	New Delhi	Non-Funded



LOAN STATUS (NON SCHEME, PMKK & TP FIRST#)

As of July '21				
	Non Scheme	PMKK	TP First	Total
Sanctioned	₹1,777.39 Cr	₹244.60 Cr	₹40.20 Cr	₹2,062.19 Cr
Disbursed	₹1226.1 Cr	₹243.19 Cr	₹40.20 Cr	₹1,509.49 Cr
Outstanding	₹672.23 Cr	₹139.17 Cr	₹21.68 Cr	₹833.08 Cr

In July '21				
	Non Scheme	PMKK	TP First	Total
Sanctioned	₹0.00 Cr	₹0.00 Cr	₹0.00 Cr	₹0.00 Cr
Disbursed	₹1.35 Cr	₹0.00 Cr	₹0.00 Cr	₹1.35 Cr
Outstanding	₹672.23 Cr	₹139.17 Cr	₹21.68 Cr	₹833.08 Cr

#TP First is a short-term line of credit extended to funded training partners to help them tide over liquidity requirements arising during the lockdown amidst Covid-19 pandemic

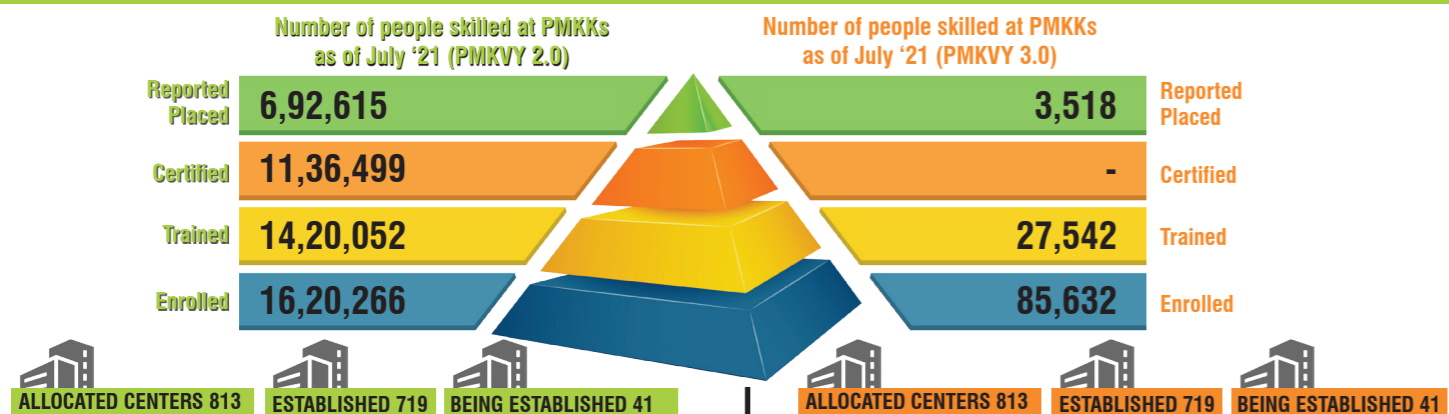
PRADHAN MANTRI KAUSHAL VIKAS YOJANA (PMKVY 2.0)

Number of people skilled*			
Parameter	As of July '21		
	Short-Term Training (STT)	Recognition of Prior Learning (RPL)	Special Projects
Target Allocated	44,68,237	67,91,970	3,48,082
Trained	37,40,242	61,38,098	2,12,780
Certified	31,43,155	50,84,089	1,50,998
Reported Placed	17,82,616	NA	79,768

PRADHAN MANTRI KAUSHAL VIKAS YOJANA (PMKVY 3.0)

Number of people skilled*			
Parameter	As of July '21		
	Short-Term Training (STT)	Recognition of Prior Learning (RPL)	Special Projects
Target Allocated	86,842	2,81,372	6,250
Trained	27,632	49,169	-
Certified	18,766	26,880	-
Reported Placed	3,742	NA	-

PRADHAN MANTRI KAUSHAL KENDRA (PMKK)



PRADHAN MANTRI KAUSHAL VIKAS YOJANA (PMKVY 2.0) - DISBURSEMENT

As of July '21	In July '21
₹4,559.66 Cr	₹14.86 Cr
₹974.92 Cr	₹18.80 Cr
₹181.15 Cr	₹0.56 Cr
₹5,715.73 Cr	₹34.22 Cr

PRADHAN MANTRI KAUSHAL VIKAS YOJANA (PMKVY 3.0) - DISBURSEMENT

As of July '21	In July '21
₹26.06 Cr	₹12.06 Cr
₹0.00 Cr	₹0.00 Cr
₹0.00 Cr	₹0.00 Cr
₹26.06 Cr	₹12.06 Cr

*Includes persons oriented under PMKVY 2.0 - RPL

Note - Due to the nationwide lockdown, training operations at physical centres were put on hold. Dashboards up to November 30th 2020 reported training data as of March 31st 2020 which has now been updated. However, the data reported under SIP during April 2020 to May 2021 is being processed and updated to adjust for migration from Skill Development Management System (SDMS) to SIP. The data is also being updated to adjust for batch end dates falling during the lockdown period. Therefore, the numbers (Trained, Certified and Placed) reported under PMKVY 2.0 on this page are subject to changes which would reflect in future Dashboards.

AATMANIRBHAR SKILLED EMPLOYEE EMPLOYER MAPPING (ASEEM)

	As of July '21
Total number of jobs available	11,50,750
Top 5 Sectors w.r.t number of jobs available	Logistics, Apparel, Retail, domestic workers, Tourism and Hospitality
Top 5 Job Roles w.r.t number of jobs available	Courier Delivery Executive, Machine Maintenance Mechanic, Customer Care Executive, Self Employed Tailor, Retail Sales Associate
Top 5 States w.r.t number of jobs available	Karnataka, Delhi, Tamil Nadu, Maharashtra, Uttar Pradesh

TRAINING OF TRAINERS AND ASSESSORS

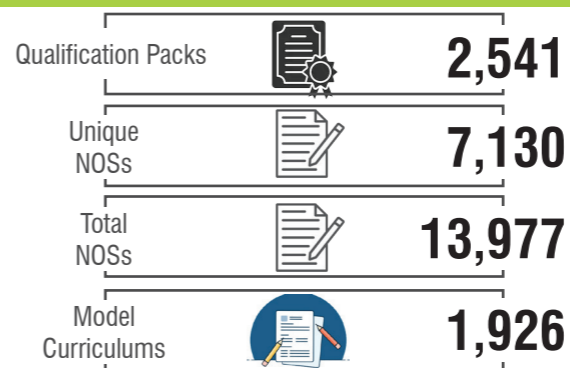
	As of July '21	In July '21
Trainers Certification	58,615	638
Assessors Certification	38,265	680

EDUCATION INITIATIVES

	As of July '21
Total schools covered	12,332 across 32 States & UTs under Vocationalization of School Education, MoE
Total assessments	19,85,000 +
Courses offered	"125 Qualification Packs in 20 Sectors (NSQF level 2 to 4)"
NSDC-approved Training Partners involved	71

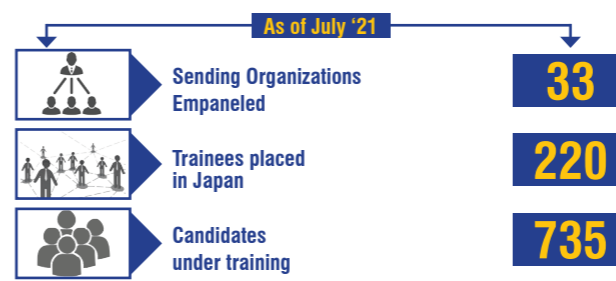
Apprenticeship-embedded degree courses were piloted in 49 colleges across 3 sectors - Retail, Logistics and Media, enrolling about 850 students.

STANDARDS



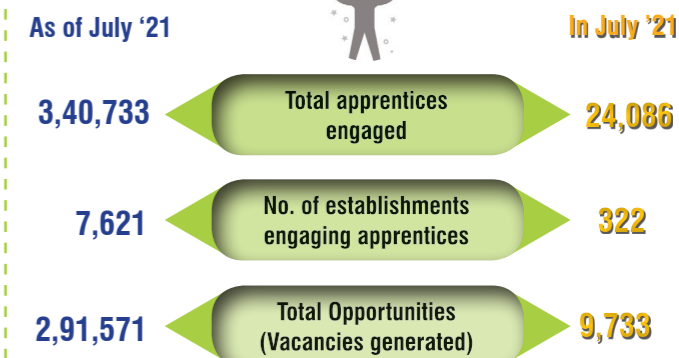
INTERNATIONAL PROGRAMMES

INDIA JAPAN, TECHNICAL INTERN TRAINING PROGRAMME (TITP)



Top 5 placement job categories: 1. Automobile repair and maintenance, 2. Care-worker, 3. Electronic equipment assembling, 4. Scaffolding, 5. Factory sheet metal work / Welding.

APPRENTICESHIP



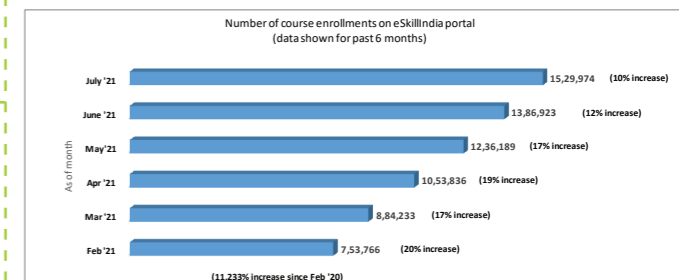
LEARNING RESOURCES AND TECHNOLOGY

eSkill India

1,210+ courses catalogued across 52 knowledge partners

10.7 Lakh+ registered users

15.2 Lakh+ course enrollments



Total 956 Participant Handbooks covering 594 unique QPs

Total 207 Facilitator Guides

India International Skill Centre (IISC) Network



Total Members 100

Total IISCs 557