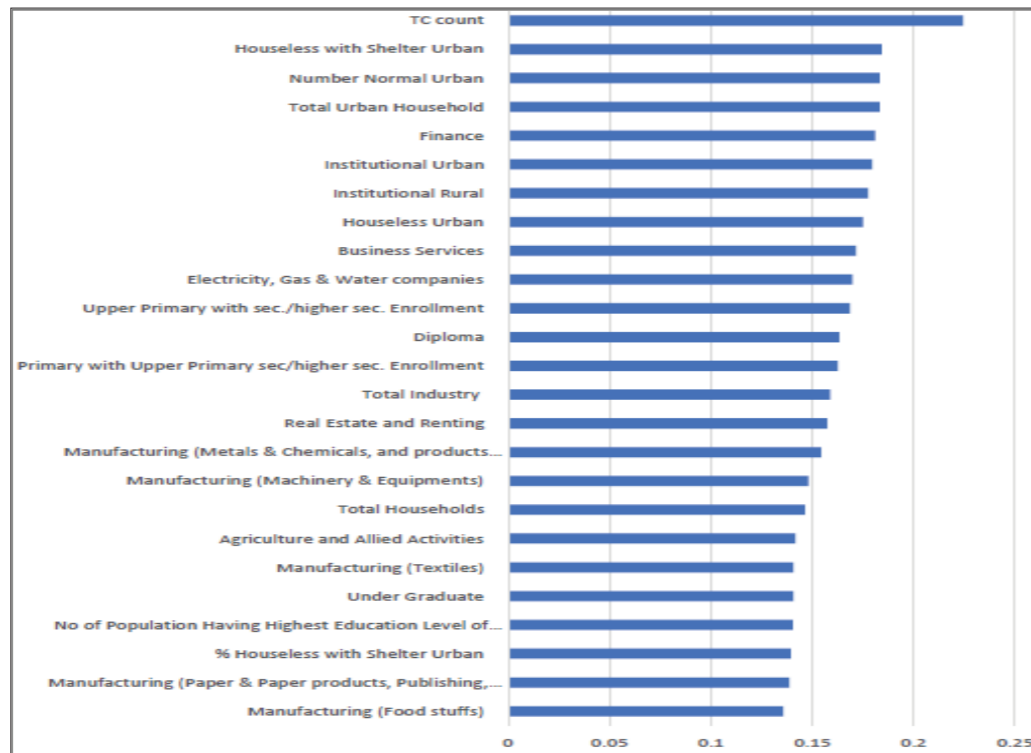


INDUSTRY PARTNERSHIPS AND CSR



MARKET ANALYTICS

Pearson correlation of factors affecting placements



Positive value indicates a direct correlation and a negative value indicates inverse correlation. In direct correlation, value of one variable increases with the other and in inverse correlation, value of the variable decreases with increase in the other

KEY HIGHLIGHTS

1. NSDC in association with Healthcare Sector Skill Council approved 345 Trainer certifications in the month of June for the COVID Crash Course programs.
2. Total enrollments on NSDC's eLearning platform - eSkill India have crossed the 13 Lakh mark and User Registrations have crossed the 9.7 Lakh mark.
3. NSDC's eSkillIndia and Amity University online collaborate to skill young learners professionally by providing a range of certification courses in retail, supply chain management, power, human resource, marketing finance and accounting.
4. NSDC through eSkill India supports the design and implementation of the VILT Pilot under PMKVY 3.0. This includes collaboration on learning experience, design, monitoring, batch visits for evaluation, and stakeholder feedback.
5. NSDC partners with Institute of Nutrition and Fitness Sciences (INFS) to catalogue courses related to Healthcare, Sports, and Beauty & Wellness sectors on eSkill India.
6. NSDC launched the COVID training zone on e-skill India, cataloguing digital resources for 6 new job roles across 27 eCourses with over 90 hours of digital content. eBooks for these courses have been made available for free via eBook Reader app.
7. NSDC in Partnership with Sahipay co-hosted a webinar on Financial Inclusion and Promotion of Nano-Entrepreneurship, witnessed a participation of over 600 candidates.
8. NSDC Facilitated development of 1 LMO QP and got in principle QRC & NSQC approvals to expedite implementation.

JUNE 2021

MONTHLY DASHBOARD



MONTHLY DASHBOARD

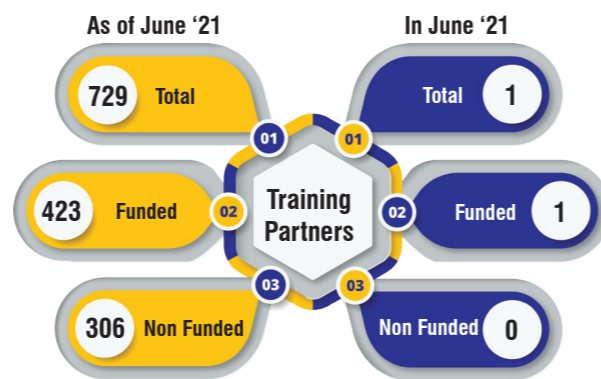
JUNE 2021

3 CRORE TRAINED* OVER LAST 10 YEARS

TRAININGS UNDER NSDC PARTNERSHIPS



Key Proposals approved in June '21		
Training Partner	Location	Approved Funding (In ₹Cr.)
Foundation of Modern Studies & Social Welfare	New Delhi	1.3



LOAN STATUS (NON SCHEME, PMKK & TP FIRST#)

	As of June '21				In June '21			
	Non Scheme	PMKK	TP First	Total	Non Scheme	PMKK	TP First	Total
Sanctioned	₹1,777.39 Cr	₹244.60 Cr	₹40.20 Cr	₹2,062.19 Cr	₹0.00 Cr	₹0.00 Cr	₹0.00 Cr	₹0.00 Cr
Disbursed	₹1,224.75 Cr	₹243.19 Cr	₹40.20 Cr	₹1,508.14 Cr	₹0.00 Cr	₹0.00 Cr	₹0.00 Cr	₹0.00 Cr
Outstanding	₹677.27 Cr	₹140.02 Cr	₹21.89 Cr	₹839.18 Cr	₹677.27 Cr	₹140.02 Cr	₹21.89 Cr	₹839.18 Cr

#TP First is a short-term line of credit extended to funded training partners to help them tide over liquidity requirements arising during the lockdown amidst Covid-19 pandemic

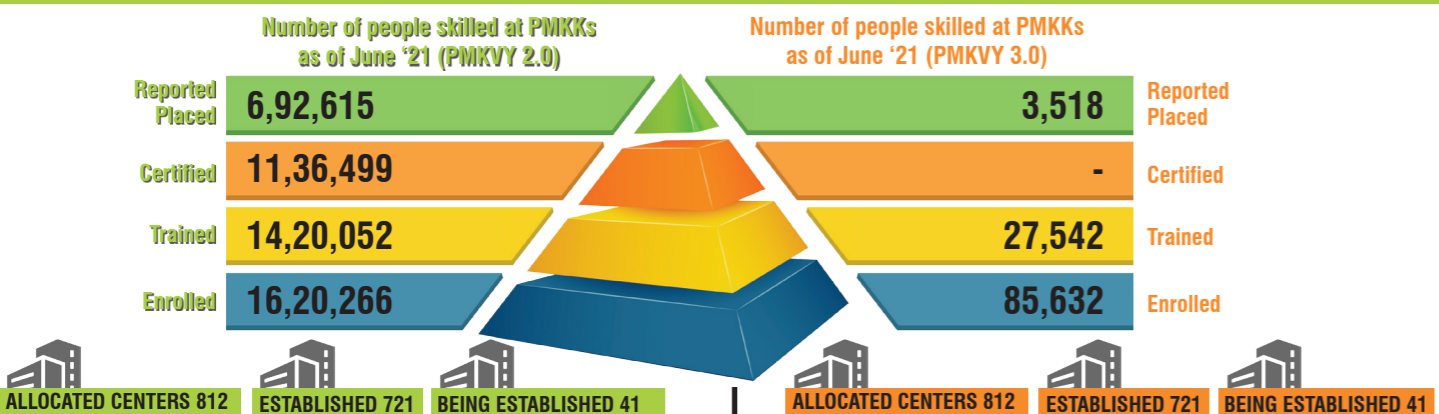
PRADHAN MANTRI KAUSHAL VIKAS YOJANA (PMKVY 2.0)

Parameter	Number of people skilled*		
	As of June '21		
	Short-Term Training (STT)	Recognition of Prior Learning (RPL)	Special Projects
Target Allocated	44,68,237	67,91,970	3,48,082
Trained	37,40,242	61,38,098	2,12,780
Certified	31,42,896	50,84,083	1,50,985
Reported Placed	17,81,694	NA	78,662

PRADHAN MANTRI KAUSHAL VIKAS YOJANA (PMKVY 3.0)

Parameter	Number of people skilled*		
	As of June '21		
	Short-Term Training (STT)	Recognition of Prior Learning (RPL)	Special Projects
Target Allocated	86,842	2,81,372	6,250
Trained	27,542	49,149	-
Certified	-	-	-
Reported Placed	3,518	NA	-

PRADHAN MANTRI KAUSHAL KENDRA (PMKK)



PRADHAN MANTRI KAUSHAL VIKAS YOJANA (PMKVY 2.0) - DISBURSEMENT

	As of June '21	In June '21
Short-Term Training	₹4,544.80 Cr	₹11.50 Cr
Recognition of Prior Learning	₹956.12 Cr	₹6.41 Cr
Special Project	₹180.59 Cr	₹2.64 Cr
Total	₹5,681.51 Cr	₹20.55 Cr

PRADHAN MANTRI KAUSHAL VIKAS YOJANA (PMKVY 3.0) - DISBURSEMENT

	As of June '21	In June '21
Short-Term Training	₹14.00 Cr	₹14.00 Cr
Recognition of Prior Learning	₹0.00 Cr	₹0.00 Cr
Special Project	₹0.00 Cr	₹0.00 Cr
Total	₹14.00 Cr	₹14.00 Cr

AATMANIRBHAR SKILLED EMPLOYEE EMPLOYER MAPPING (ASEEM)

	As of June '21
Total number of jobs available	11,24,962
Top 5 Sectors w.r.t number of jobs available	Logistics, Apparel, Retail, Electronics & Hardware, Tourism and Hospitality
Top 5 Job Roles w.r.t number of jobs available	Courier Delivery Executive, Machine Maintenance Mechanic, Customer Care Executive, Sewing Machine Operator, Self Employed Tailor
Top 5 States w.r.t number of jobs available	Karnataka, Delhi, Tamil Nadu, Maharashtra, Uttar Pradesh

TRAINING OF TRAINERS AND ASSESSORS

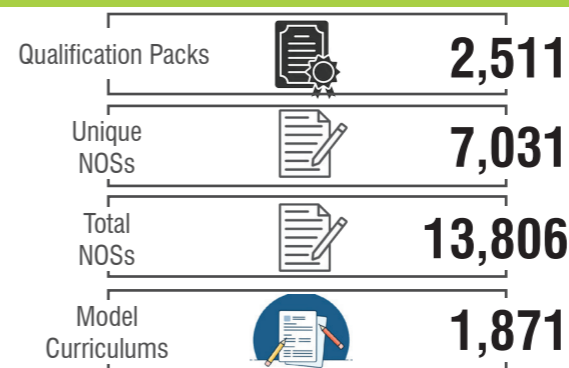
	As of June '21	In June '21
Trainers Certification	57,679	607
Assessors Certification	37,377	401

EDUCATION INITIATIVES

	As of June '21
Total schools covered	12,332 across 31 States & UTs under Vocationalization of School Education, MoE
Total assessments	19,85,000 +
Courses offered	125 Qualification Packs in 20 Sectors (NSQF level 2 to 4)
NSDC-approved Training Partners involved	71

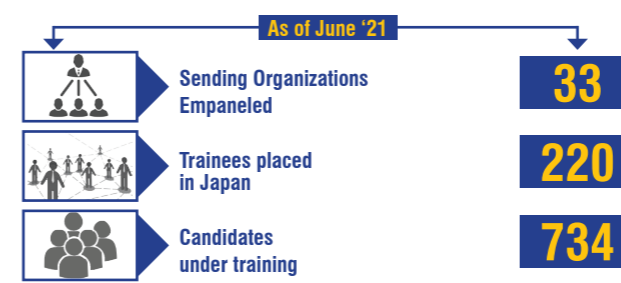
Apprenticeship-embedded degree courses were piloted in 49 colleges across 3 sectors - Retail, Logistics and Media, enrolling about 850 students.

STANDARDS




INTERNATIONAL PROGRAMMES

INDIA JAPAN, TECHNICAL INTERN TRAINING PROGRAMME (TITP)

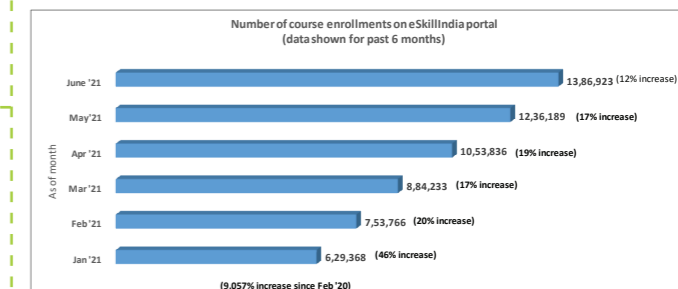



Top 5 placement job categories: 1. Automobile repair and maintenance, 2. Care-worker, 3. Electronic equipment assembling, 4. Scaffolding, 5. Factory sheet metal work / Welding.

APPRENTICESHIP



LEARNING RESOURCES AND TECHNOLOGY



Total 947 Participant Handbooks covering 586 unique QPs

Total 207 Facilitator Guides

India International Skill Centre (IISC) Network



*Includes persons oriented under PMKVY 2.0 - RPL

Note - Due to the nationwide lockdown, training operations at physical centres were put on hold. Dashboards up to November 30th 2020 reported training data as of March 31st 2020 which has now been updated. However, the data reported under SIP during April 2020 to May 2021 is being processed and updated to adjust for migration from Skill Development Management System (SDMS) to SIP. The data is also being updated to adjust for batch end dates falling during the lockdown period. Therefore, the numbers (Trained, Certified and Placed) reported under PMKVY 2.0 on this page are subject to changes which would reflect in future Dashboards.