


## INDUSTRY PARTNERSHIPS AND CSR



## MARKET ANALYTICS

Data and Objective of the analysis : Analysis is based on PMKVY 3.0 Short term training data from 1st Jan 2021 till 19th April 2021. Objective of the analysis is to observe the cross-tabulation of top 15 states and sectors for trained candidates

- UP, Bihar, Karnataka, MP and Haryana are the top 5 states w.r.t number of trained candidates
- Apparel, Logistics, Telecom, Electronics and IT-ITeS are the top 5 sectors w.r.t number of trained candidates
- Among top 5 states, top sectors are: Telecom (UP, Bihar, Haryana), IT-ITeS (Karnataka), and Logistics (MP)

### Key observations from cross tabulation of top 15 states and sectors for trained candidates under PMKVY 3.0 (STT)

State	Total trained	Apparel	Logistics	Telecom	Electronics	IT-ITeS	Retail	Tourism & Hospitality	Healthcare	Construction	Beauty & Wellness	Media & Entertainment	Green Jobs	Agriculture	Capital Goods	Infrastructure Equipm	Others
Uttar Pradesh	1860	149	358	400	290	30	383	60	60	60	60	70					0
Bihar	1609	233	90	436	90	240	30	60	120	160	60					90	0
Karnataka	1498	120	150		330	359	240	209		30		30					30
Madhya Pradesh	1108		450	120	100		180	30	30	180			18				0
Haryana	1020	270	90	300	60		30	60	150		60						0
Maharashtra	990	60	300	30	330		30	180				60					0
Tamil Nadu	967	570	90	30	30	150				37							60
Jammu And Kashmir	794	175	60	120	60	139	120	30		60	30						0
Rajasthan	770	150		120	120		60		60			90		60			110
Telangana	746	120	178	30	90	60	60		28	30	60	30	30				30
Andhra Pradesh	745	270	89	30	116	90			30				60		60		0
Punjab	470		60	30	115	30	30	25	30		30			60	30		30
Gujarat	420	210				30			60		60						60
Uttarakhand	300	150		30		120											0
Delhi	270	90		60		60			60								0
Others	792	237	102	91	30	48	17	81	0	30	60	66	0	0	0	0	30
<b>Total trained</b>	<b>14359</b>	<b>2804</b>	<b>2017</b>	<b>1827</b>	<b>1761</b>	<b>1356</b>	<b>1180</b>	<b>735</b>	<b>568</b>	<b>520</b>	<b>427</b>	<b>306</b>	<b>178</b>	<b>150</b>	<b>90</b>	<b>90</b>	<b>350</b>

Note: From Highest to lowest cell values (Green to Yellow to Red, Green represents highest, and red represents lowest) within the State

\*States and sectors are arranged in descending order w.r.t total trained persons (State : Top to bottom, Sectors : Left to right)

- Among top 15 states, Apparel sector is dominant sector in 7 states, Logistics sector in 2, Telecom sector in 3, Electronics sector in 2 and IT-ITeS sector in 1
- Training in Infrastructure sector is currently taking place in the state of Bihar only

## KEY HIGHLIGHTS

- NSDC and Foreign, Commonwealth and Development Office (FCDO) - British High Commission, launched Disability Sensitisation E-Modules on e-skill India platform. These modules consist of a series of 8 e-modules of 2-hour duration each, and are expected to support practitioners working with people with disabilities.
- Over 1,000 candidates with NTPC and 388 candidates with Powerlinks were imparted digital skilling on employability enhancer kit under the CSR project on eSkill India portal. This is accompanied by online assessment and e-Certification, resulting in reimbursable digital skilling services.
- API for authenticating students from Skill India Portal (SIP) on eSkill India portal was successfully tested. Implementation of the same is in progress. The process of storing eLearning usage details from eSkill India into SIP has also been initiated.
- Financial MoUs for onboarding Training Partners as knowledge partners of eSkill India portal have been initiated.
- Over 700+ hours of eContent in English, Hindi, Kannada, Tamil, Telugu, Oriya and Bengali courses have been uploaded on eSkillIndia portal under the grant-based Multimedia Content Conversion Project. Uploading of these courses on TCS portal is in progress.
- Over 700 resources in 10 languages covering 250+ QPs have been listed on Kaushal Mart, NSDC's online skilling resource marketplace.
- Certification of Jain University students from the pilot batch of B. Voc under NSDC-ISDC engagement, through SIP was implemented.
- Engagements for offering vocational training courses in higher educational institutions have been initiated with - Manav Rachna International University (Faridabad, Haryana), Sharda University (Greater Noida, UP), Maulana Abul Kalam Azad University of Technology (Kolkata, West Bengal), Pandit Deendayal Energy University (Gandhinagar, Gujarat).
- 5 Trainer-Assessor Academies have been recognized in April 2021, including 3 institutes under Power Sector and 2 institutes under Sports Sector.
- The first Assessment Design Lab was conducted for a cohort of SSCs on the design and development of the Assessment Blueprint.

APRIL 2021

## MONTHLY DASHBOARD

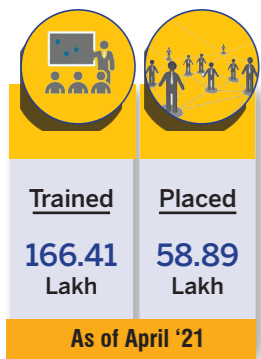


# MONTHLY DASHBOARD

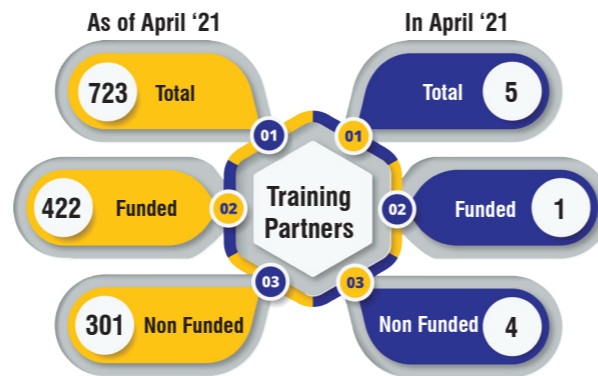
## APRIL 2021

### 3 CRORE TRAINED\* OVER LAST 10 YEARS

#### TRAININGS UNDER NSDC PARTNERSHIPS



Key Proposals approved in April '21		
Training Partner	Location	Approved Funding (In ₹Cr.)
Foresight Edutech Private Limited	New Delhi	1.88
Sri Chotek Singh Memorial Society	New Delhi	Non Funding
Intecco Technical Services Private Limited	Uttar Pradesh	Non Funding
Saraswati Swarojgar Evm Prashikshan Sansthan	Rajasthan	Non Funding
Youth Welfare Council of India	Punjab	Non Funding



#### LOAN STATUS (NON SCHEME, PMKK & TP FIRST#)

	As of April '21				In April '21			
	Non Scheme	PMKK	TP First	Total	Non Scheme	PMKK	TP First	Total
Sanctioned	₹1,776.09 Cr	₹244.60 Cr	₹40.20 Cr	₹2,060.89 Cr	₹1.88 Cr	₹0.00 Cr	₹0.00 Cr	₹1.88 Cr
Disbursed	₹1,224.75 Cr	₹243.19 Cr	₹40.20 Cr	₹1,508.14 Cr	₹0.00 Cr	₹0.00 Cr	₹0.00 Cr	₹0.00 Cr
Outstanding	₹684.23 Cr	₹140.45 Cr	₹21.90 Cr	₹846.58 Cr	₹684.23 Cr	₹140.45 Cr	₹21.90 Cr	₹846.58 Cr

#TP First is a short-term line of credit extended to funded training partners to help them tide over liquidity requirements arising during the lockdown amidst Covid-19 pandemic

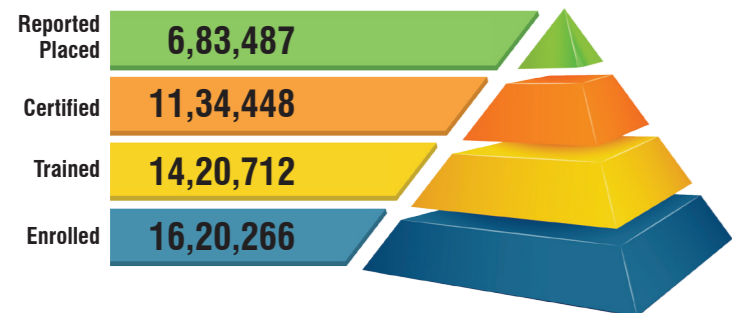
#### PRADHAN MANTRI KAUSHAL VIKAS YOJANA (PMKVY 2.0)

##### Number of people skilled\*


Parameter	As of April '21		
	Short-Term Training (STT)	Recognition of Prior Learning (RPL)	Special Projects
Target Allocated	44,67,397	67,91,970	3,48,082
Total Trained	37,41,058	61,39,950	2,12,780
Total Certified	31,39,283	50,78,575	1,50,345
Reported Placed	17,64,597	NA	73,076

#### PRADHAN MANTRI KAUSHAL KENDRA (PMKK)

##### Number of people skilled at PMKKs as of April '21



#### PRADHAN MANTRI KAUSHAL VIKAS YOJANA (PMKVY 2.0) - DISBURSEMENT



\*Includes persons oriented under PMKVY 2.0 - RPL

Note - Due to the nationwide lockdown, training operations at physical centres were put on hold. Dashboards up to November 30th 2020 reported training data as of March 31st 2020 which has now been updated. However, the data reported under SIP during April 2020 to April 2021 is being processed and updated to adjust for migration from Skill Development Management System (SDMS) to SIP. The data is also being updated to adjust for batch end dates falling during the lockdown period. Therefore, the numbers (Trained, Certified and Placed) reported under PMKVY 2.0 on this page are subject to changes which would reflect in future Dashboards.

#### AATMANIRBHAR SKILLED EMPLOYEE EMPLOYER MAPPING (ASEEM)

	As of April '21
Total number of jobs available	13,14,536
Top 5 Sectors w.r.t number of jobs available	Telecom, Logistics, Retail, Apparel, Tourism and Hospitality
Top 5 Job Roles w.r.t number of jobs available	Field Sales Executive-Telecom Plan and Services, Courier Delivery Executive, Retail Sales Associates, Emergency Medical Technician, 2W- Delivery Associate
Top 5 States w.r.t number of jobs available	Karnataka, Tamil Nadu, Maharashtra, Delhi, Uttar Pradesh

#### TRAINING OF TRAINERS AND ASSESSORS

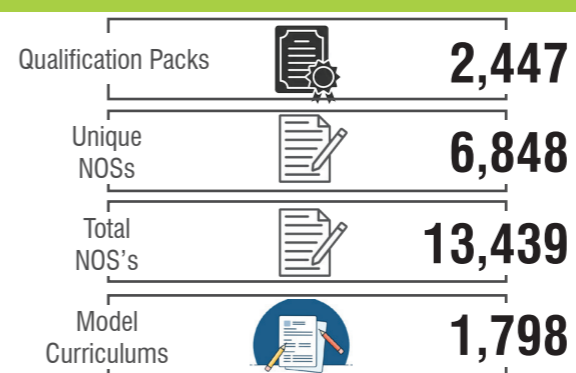
	As of April '21	In April '21
Trainers Certification	55,647	382
Assessors Certification	36,244	66

#### EDUCATION INITIATIVES

	As of April '21
Total schools covered	12,332 across 31 States & UTs under Vocationalization of School Education, MoE
Total assessments	19,85,000 +
Courses offered	125 Qualification Packs in 20 Sectors (NSQF level 2 to 4)
NSDC-approved Training Partners involved	61

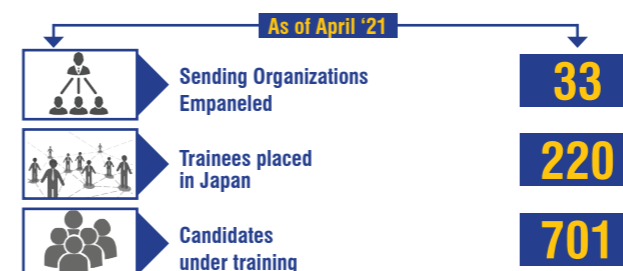
Apprenticeship-embedded degree courses were piloted in 49 colleges across 3 sectors - Retail, Logistics and Media, enrolling about 850 students.

#### STANDARDS



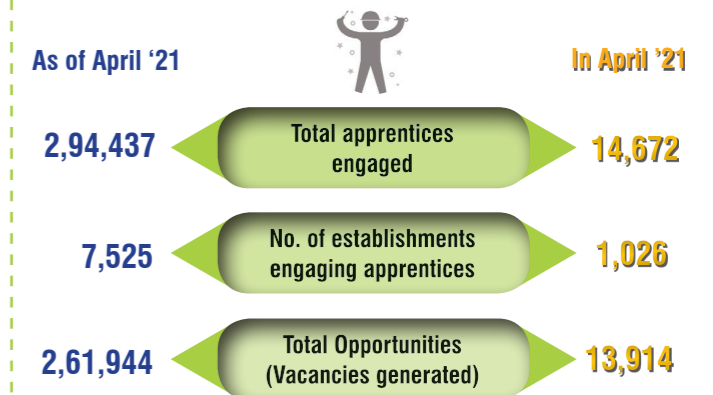
#### INTERNATIONAL PROGRAMMES

##### INDIA JAPAN, TECHNICAL INTERN TRAINING PROGRAMME (TITP)



Top 5 placement job categories: 1. Automobile repair and maintenance, 2. Care-worker, 3. Electronic equipment assembling, 4. Scaffolding, 5. Factory sheet metal work / Welding.

#### APPRENTICESHIP



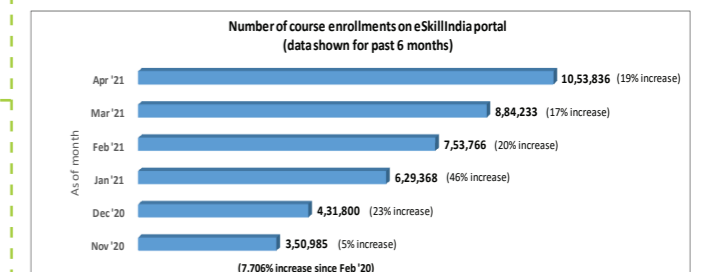
#### LEARNING RESOURCES AND TECHNOLOGY

##### eSkill India

1,130+ courses catalogued across 48 knowledge partners

7.5 Lakh+ registered users

10.5 Lakh+ course enrollments



Total 960 Participant Handbooks covering 590 unique QPs

Total 205 Facilitator Guides

##### India International Skill Centre (IISC) Network

As of April '21



No. of Districts - 247

No. of Job Roles - 304

Coverage No. of Sectors - 34

Top 50 International Migrating

Districts - 68% coverage